

RCS Rotary Positive Blowers: Frames 817 thru 827

Roots™ RCS Rotary Blower



Howden



Design and construction features

- Center-timed for rotation in either direction
- Alloy steel timing gears
- Cylindrical roller bearings (Cylindrical roller bearings are used on the drive end with ball bearings on the gear end.)
- Piston ring air seals
- Uni-directional hydrodynamic seals are available as an option
- Splash oil lubrication
- High volumetric efficiency
- Horizontal and vertical configurations available

RCS rotary blowers are heavy-duty units designed with integral-shaft ductile iron impellers having an involute profile. The headplates, gear cover, end cover and rigid, one-piece casing are grey iron. Carburized and ground alloy steel spur timing gears are taper mounted on the shafts, secured with a locknut. Cylindrical roller bearings are used on the drive end with ball bearings on the gear end.

Basic blower description

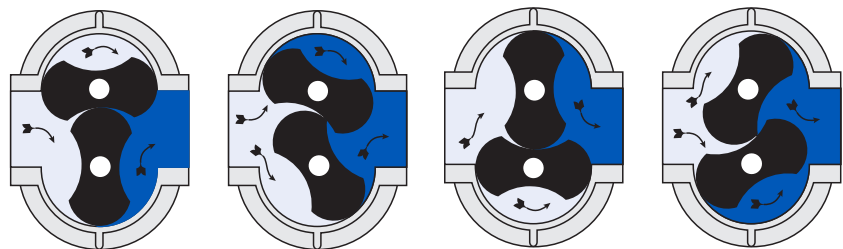
Piston rings reduce air leakage through the shaft openings in the well vented headplates, and lip-type oil seals prevent lubricant from entering the air chamber and providing oil free compression. The RCS incorporates splash oil lubrication at both ends of the blower.

All units are designed with detachable rugged steel mounting feet which permit in-field adaptability to either vertical or horizontal installation requirements.

The top shaft is extended for drive on side outlet blowers, and either shaft can be extended for drive on top or bottom outlet blowers. All frame sizes are center-timed to allow rotation in either direction.

Operating Principle

Two figure-eight lobe impellers mounted on parallel shafts rotate in opposite directions. As each impeller passes the blower inlet, it traps a definite volume of air and carries it around the case to the blower outlet, where the air is discharged. With constant speed operation the displaced volume is essentially the same regardless of pressure, temperature or barometric pressure. Timing gears control the relative position of the impellers to each other and maintain small but definite clearances. This allows operation without lubrication being required inside the air casing.




POSITION 1

POSITION 2

POSITION 3

POSITION 4



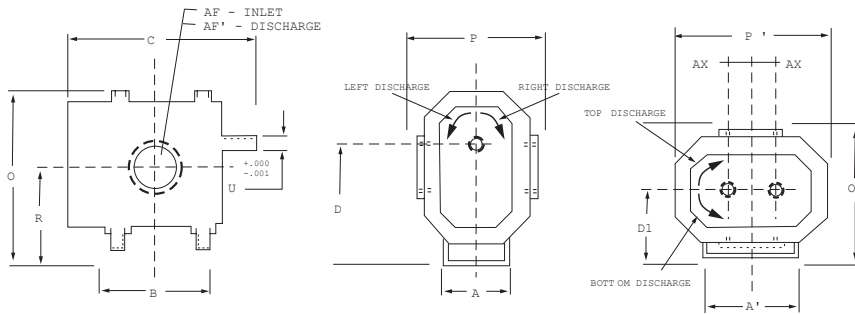


For further information contact your
Official Howden Roots Distributor

HR Blowers UK Ltd
Bridge Mills
Huddersfield Road
Holmfirth
West Yorkshire
HD9 3TW

Tel: +44 (0)1484 691858

Web: www.hrblowers.co.uk



Outline drawing of Roots™ RCS Blower

Dimensional table

Frame Size	A	A'	B	C	Drive shaft location		O	O'	P	P'	R	U	Keyway	AF inlet diameter	AF discharge diameter	AX	Approx. net Wt (lbs)
					D	D'											
817	19.00	27.00	24.25	38.44	18.00	10.00	28.38	20.38	19.00	25.25	14.00	2.750	.625 x .313	10.0 FLG	10.0 FLG	4.00	1200
824	19.00	27.00	30.50	44.69	18.00	10.00	28.38	20.38	19.00	25.25	14.00	2.750	.625 x .313	12.0 FLG	12.0 FLG	4.00	1330
827	19.00	27.00	34.00	48.19	18.00	10.00	28.38	20.38	19.00	25.25	14.00	2.750	.625 x .313	14.0 FLG	14.0 FLG	4.00	1600

Notes: 1. All dimensions are in inches. 2. Do not use for construction.

Performance table

Frame size	Speed RPM	4 PSI		6 PSI		8 PSI		10 PSI		12 PSI		15 PSI		MAX VACUUM		
		CFM	BHP	CFM	BHP	CFM	BHP	CFM	BHP	CFM	BHP	CFM	BHP	"HG	CFM	BHP
817	880	982	24.9	895	36.8	821	48.7	756	60.6	-	-	-	-	12	761	35.7
	1770	2368	55.5	2281	79.5	2207	103.5	2142	127.6	2083	151.6	2003	151.6	16	1959	101.4
	2250	3116	78.7	3028	109.2	2955	139.8	2890	170.4	2831	200.9	2751	200.9	16	2707	137.1
824	880	1326	33.1	1207	49.2	1108	65.4	10121	81.5	-	-	-	-	12	1028	48.2
	1770	3198	74.8	3080	107.2	2980	139.7	2892	172.2	2813	204.7	2705	204.7	16	2646	136.8
	2250	4208	105.6	4090	147.2	3990	188.5	3902	229.8	3823	271.1	3715	271.1	16	3656	184.9
827	880	1519	37.9	1383	56.4	1269	74.9	1169	93.4	-	-	-	-	12	1178	55.2
	1770	3665	85.5	3529	122.7	3415	159.9	3314	197.1	3223	234.3	-	234.3	16	3032	157
	2550	4822	120.9	4687	168.2	4572	215.5	4472	262.8	4281	310.1	-	310.1	16	4189	212.3

Notes:

1. Pressure ratings based on inlet air at standard pressure of 14.7 psia, standard temperature of 68° F, and specific gravity of 1.0.
2. Vacuum ratings based on inlet air at standard temperature of 68°F, discharge pressure of 30" Hg and specific gravity of 1.0.



About HR Blowers UK Ltd

HR Blowers UK are a leading manufacturer and distributor of Roots type blowers and vacuum pumps operating both in the UK and Worldwide.

Originally established in 1850 as WC Holmes, the company went from strength to strength acquiring several other businesses eventually employing over a 1000 people. In 1973 it was bought by the Peabody group becoming Peabody Holmes and then in 1990, it was sold to the Dresser Roots Corporation. In 2007 it was sold again and became the HR Blowers UK that we see today.

In 2020, Howdens Group appointed HR Blowers UK as an official distributor of Howden positive displacement blower products.

Contact Us

For more information on our broad range of Howden Roots products in stock for dispatch globally today, please contact the HR Blowers sales team below

UK Enquiries – **01484 691858**

Overseas Enquiries – **+44 1484 691858**

Email – **sales@hrblowers.co.uk**

IMPORTANT NOTE: All blower details & specifications contained within are correct at time of original publication but are subject to change, without prior notification. Please contact HR Blowers UK to ensure that your order meets your specific needs.